

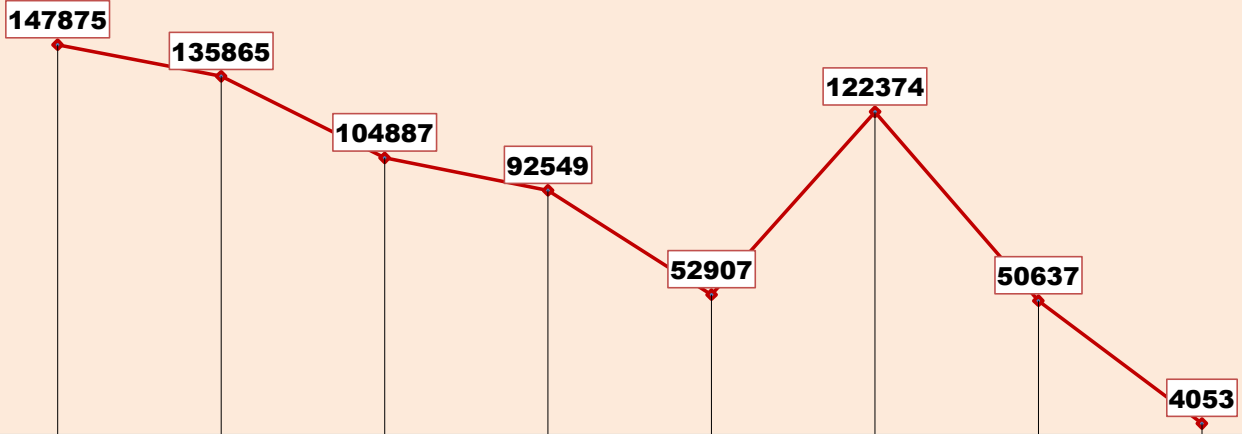


ग्रामीण गृहनिर्माण

दैनिक प्रगती अहवाल : १६.१०.२०२३

प्रधानमंत्री आवास योजना ग्रामीण – मंजूरी, पूर्ण घरकुले, हप्ते वितरण, भूमिहीन, आर्थिकदृष्ट्या अपूर्ण
राज्य पुरस्कृत ग्रामीण आवास योजना – मंजूरी, पूर्ण घरकुले, हप्ते वितरण, आर्थिकदृष्ट्या अपूर्ण

योजना	एकूण मंजूरी	दैनिक मंजूरी	एकूण पूर्ण	दैनिक पूर्ण घरकुले	दैनिक पहिला हप्ता वितरित	दैनिक दुसरा हप्ता वितरित	दैनिक तिसरा हप्ता वितरित
प्रधानमंत्री आवास योजना ग्रामीण	१३८६७१६	०	११८७२१०	९०	०	०	०
राज्य योजना	६३०६१८	११	४४९०८१	१५५	३६८	१६५	११९
एकूण	२०१७३३४	११	१६३६२९१	२४५	३६८	१६५	११९



पहिला हप्ता मिळाल्यानंतर ३ महिने उलटूनही अपूर्ण घरकुले

पहिला हप्ता मिळाल्यानंतर ६ महिने उलटूनही अपूर्ण घरकुले

पहिला हप्ता मिळाल्यानंतर ९ महिने उलटूनही अपूर्ण घरकुले

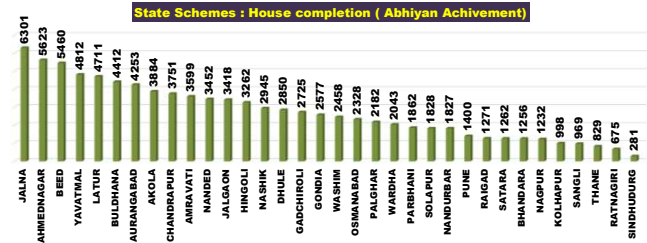
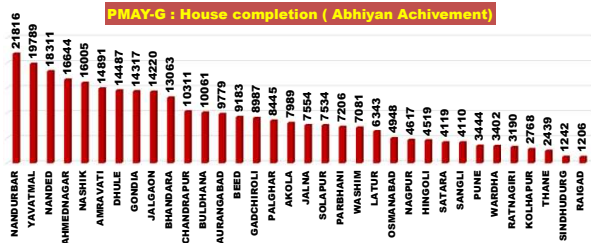
पहिला हप्ता मिळाल्यानंतर १२ महिने उलटूनही अपूर्ण घरकुले

पहिला हप्ता मिळाल्यानंतर १८ महिने उलटूनही अपूर्ण घरकुले

पहिला हप्ता मिळाल्यानंतर ९० दिवसानंतरही दुसरा हप्ता न मिळालेली घरकुले

दुसरा हप्ता मिळाल्यानंतर ९० दिवसानंतरही तिसरा हप्ता न मिळालेली घरकुले

तिसरा हप्ता मिळाल्यानंतर ९० दिवसानंतरही अपूर्ण घरांची संख्या

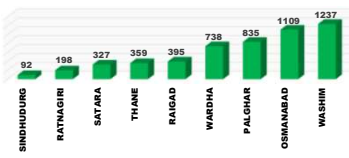


राज्य व्यवस्थापन कक्ष- ग्रामीण गृहनिर्माण

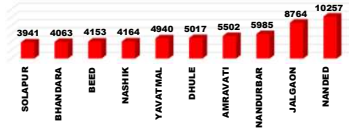
४ था मजला, दक्षिण कक्ष, सिडको भवन, सीबीडी बेलापूर, नवी मुंबई - ४०० ६१४.

Top and Bottom Ten Districts

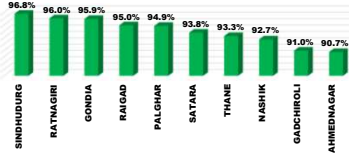
PMAY-G Delayed Houses TOP 10 Dist.



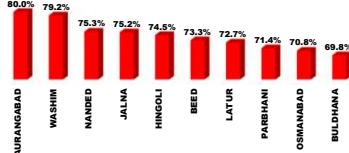
PMAY-G Delayed Houses Bottom 10 Dist.



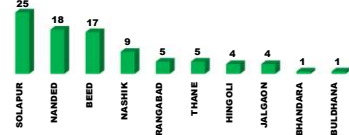
PMAY-G Completion TOP 10 Dist.



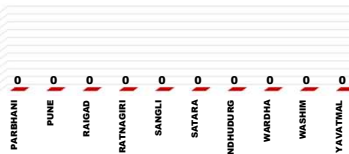
PMAY-G Completion Bottom 10 Dist.



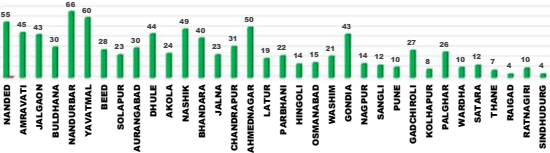
PMAY-G Weekly Completion Top 10 Dist.



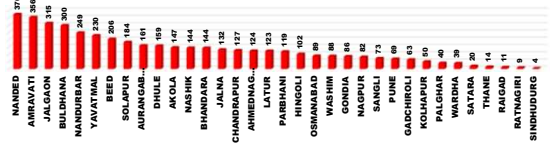
PMAY-G Weekly Completion Bottom 10 Dist.



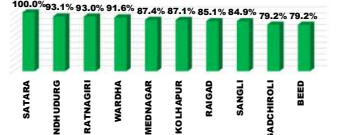
PMAY-G : Current Pace of Completion Per Day (Abhiyan)



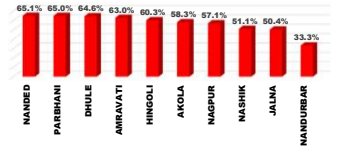
PMAY-G Required Pace of Completion Per Day



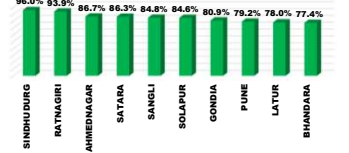
State Schemes Sanction TOP 10 Dist.



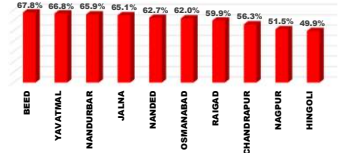
State Schemes Sanction Bottom 10 Dist.



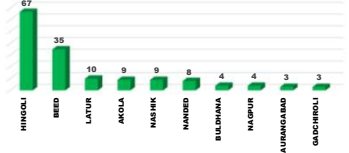
State Schemes Completion TOP 10 Dist.



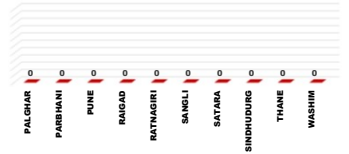
State Schemes Completion Bottom 10 Dist.



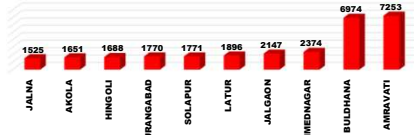
State Schemes Weekly Completion Top 10 Dist.



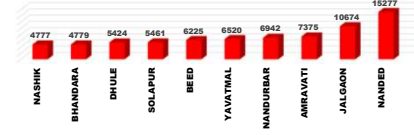
State Schemes Weekly Completion Bottom 10 Dist.



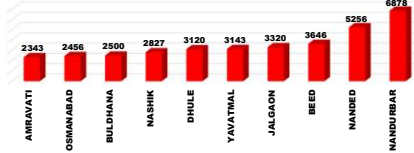
PMAY-G Remaining 1st Installments Bottom 10 Dist.



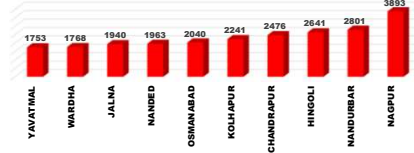
PMAY-G Remaining 2nd Installments Bottom 10 Dist.



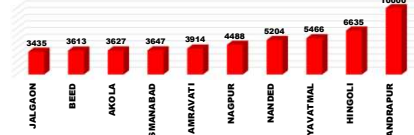
PMAY-G Remaining 3rd Installments Bottom 10 Dist.



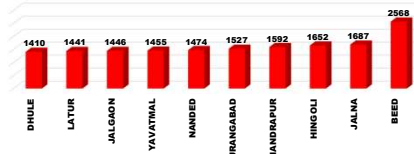
State Schemes Remaining 1st Installments Bottom 10 Dist.



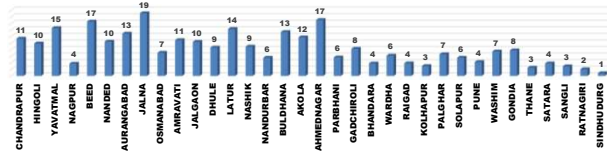
State Schemes Remaining 2nd Installments Bottom 10 Dist.



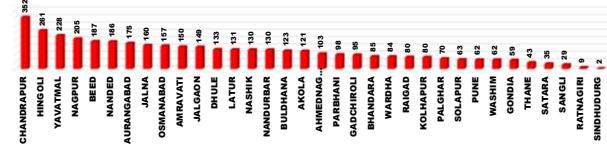
State Schemes Remaining 3rd Installments Bottom 10 Dist.



State Schemes : Current Pace of Completion Per Day (Abhiyan)



State Schemes Required Pace of Completion Per Day



प्रधानमंत्री आवास योजना ग्रामीण - मंजूरी (PWL+Awaas Plus)

Sr. No.	Division	Target (PWL+Awaas Plus)	15.10.2023	16.10.2023	Weekly Achivement	Remaining
1	NASHIK DIV.	411628	411287	411287	0	341
2	AMRAVATI DIV.	268849	267359	267359	0	1490
3	AURANGABAD DIV.	235039	234284	234284	0	755
4	NAGPUR DIV.	288048	287187	287187	0	861
5	KONKAN DIV.	69464	69429	69429	0	35
6	PUNE DIV.	119286	117170	117170	0	2116
	Total	1392314	1386716	1386716	0	5598

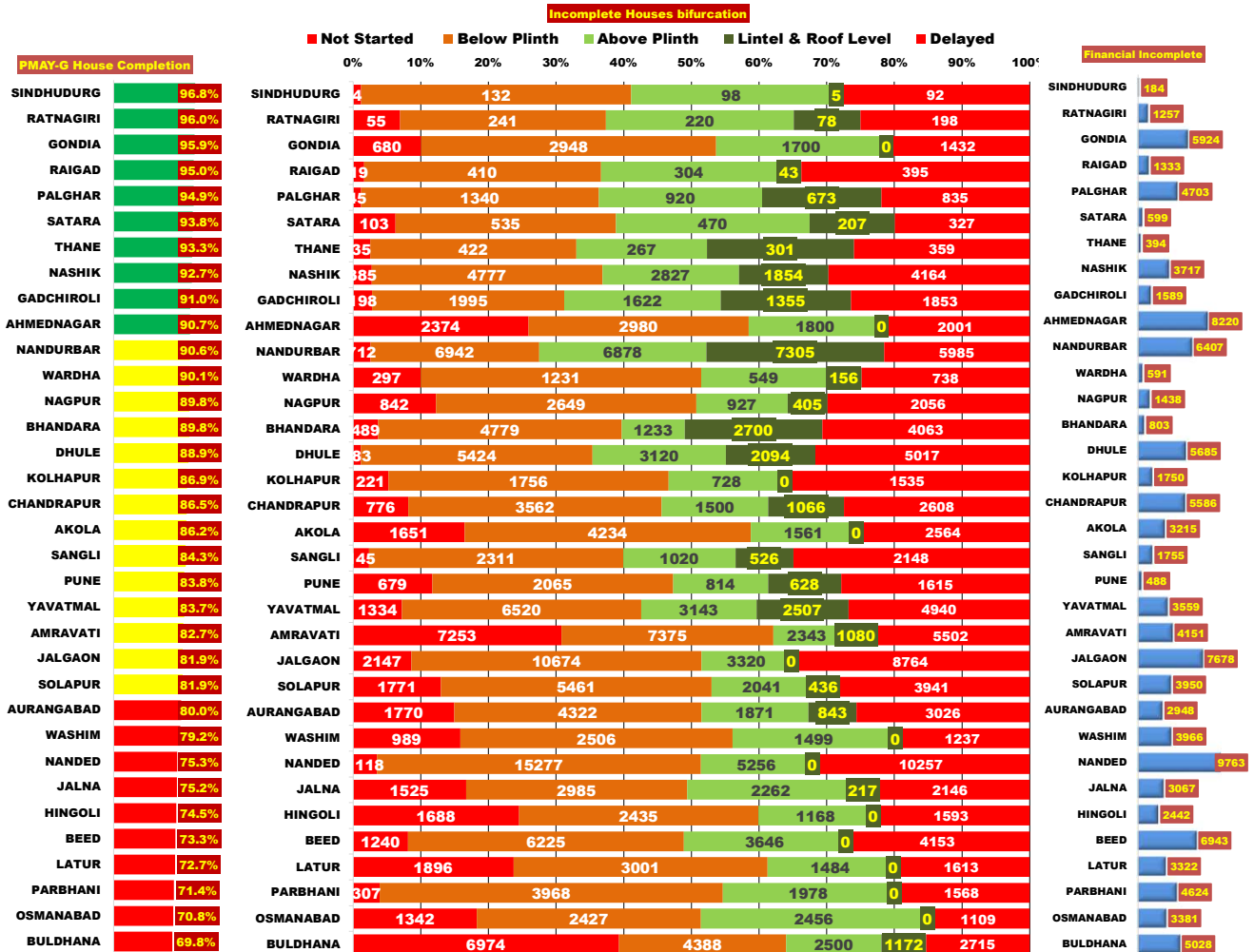
Sr. No.	District	Target (PWL+Awaas Plus)	15.10.2023	16.10.2023	Daily Achivement	Remaining
1	AHMEDNAGAR	60457	60307	60307	0	150
2	AKOLA	48114	47686	47686	0	428
3	AMRAVATI	92900	92516	92516	0	384
4	AURANGABAD	36139	36139	36139	0	0
5	BEED	34798	34661	34661	0	137
6	BHANDARA	63798	63552	63552	0	246
7	BULDHANA	44667	44561	44561	0	106
8	CHANDRAPUR	42432	42365	42365	0	67
9	DHULE	64639	64632	64632	0	7
10	GADCHIROLI	31616	31610	31610	0	6
11	GONDIA	95889	95774	95774	0	115
12	HINGOLI	18083	18083	18083	0	0
13	JALGAON	78445	78307	78307	0	138
14	JALNA	24022	24021	24021	0	1
15	KOLHAPUR	17179	17069	17069	0	110
16	LATUR	20368	20368	20368	0	0
17	NAGPUR	36457	36199	36199	0	258
18	NANDED	68726	68538	68538	0	188
19	NANDURBAR	118784	118750	118750	0	34
20	NASHIK	89303	89291	89291	0	12
21	OSMANABAD	14101	13739	13739	0	362
22	PALGHAR	35188	35184	35184	0	4
23	PARBHANI	18802	18735	18735	0	67
24	PUNE	19274	19148	19148	0	126
25	RAIGAD	9819	9811	9811	0	8
26	RATNAGIRI	9790	9781	9781	0	9
27	SANGLI	21326	20848	20848	0	478
28	SATARA	14484	14386	14386	0	98
29	SINDHUDURG	5095	5083	5083	0	12
30	SOLAPUR	47023	45719	45719	0	1304
31	THANE	9572	9570	9570	0	2
32	WARDHA	17856	17687	17687	0	169
33	WASHIM	19357	19056	19056	0	301
34	YAVATMAL	63811	63540	63540	0	271
	Total	1392314	1386716	1386716	0	5598

प्रधानमंत्री आवास योजना - ग्रामीण : भूमिहीन लाभार्थी अहवाल

Sr. No.	District	Google Sheet Report			AwaasSoft Report			
		Total Landless	Provided land	Remaining	Landless beneficiaries tagged in AwaasSoft	Landless beneficiaries provided land	Remaining Landless	Remaining Tag (provided land)
1	DHULE	18	18	0	18	18	0	0
2	GADCHIROLI	9	9	0	9	9	0	0
3	GONDIA	2450	2450	0	2452	2324	128	126
4	KOLHAPUR	257	257	0	244	228	16	29
5	NANDURBAR	0	0	0	0	0	0	0
6	PALGHAR	11	11	0	11	11	0	0
7	RAIGAD	6	6	0	6	6	0	0
8	RATNAGIRI	23	23	0	23	23	0	0
9	SINDHUDURG	420	420	0	416	416	0	4
10	THANE	110	81	29	116	60	56	21
11	NANDED	354	322	32	361	263	98	59
12	SATARA	787	712	75	797	616	181	96
13	BEED	212	125	87	354	66	288	59
14	SANGLI	310	216	94	307	142	165	74
15	NASHIK	1681	1512	169	1677	1162	515	350
16	WARDHA	2108	1912	196	2229	1907	322	5
17	PARBHANI	307	63	244	289	54	235	9
18	BHANDARA	4779	4395	384	4779	4478	301	-83
19	PUNE	2057	1640	417	2051	866	1185	774
20	CHANDRAPUR	2391	1938	453	2472	1725	747	213
21	NAGPUR	4411	3845	566	4403	3564	839	281
22	WASHIM	2654	1775	879	2630	1484	1146	291
23	HINGOLI	1713	796	917	1713	466	1247	330
24	JALNA	1359	406	953	1373	85	1288	321
25	LATUR	2178	1194	984	2258	821	1437	373
26	OSMANABAD	2085	1075	1010	2060	102	1958	973
27	JALGAON	22530	21460	1070	22563	20890	1673	570
28	YAVATMAL	3051	1893	1158	3159	1911	1248	-18
29	AKOLA	6686	5374	1312	6588	5383	1205	-9
30	AURANGABAD	3266	1700	1566	3155	1805	1350	-105
31	SOLAPUR	5901	4154	1747	5444	3952	1492	202
32	AHMEDNAGAR	7521	5299	2222	7692	5137	2555	162
33	BULDHANA	15231	9715	5516	15675	9570	6105	145
34	AMRAVATI	20601	13799	6802	20240	13649	6591	150
	Total	117477	88595	28882	117564	83193	34371	5617

प्रधानमंत्री आवास योजना ग्रामीण - पूर्ण घरकूले

Sr. No.	Division	Sanction	15.10.2023	16.10.2023	Daily Achivement	Remaining	Completed & verified	Remaining verified
1	AURANGABAD DIV.	234284	175360	175404	44	58880	166704	8700
2	PUNE DIV.	117170	99372	99397	25	17773	95391	4006
3	NASHIK DIV.	411287	366673	366686	13	44601	346443	20243
4	KONKAN DIV.	69429	65925	65930	5	3499	63817	2113
5	NAGPUR DIV.	287187	262823	262825	2	24362	254408	8417
6	AMRAVATI DIV.	267359	216967	216968	1	50391	208908	8060
Total		1386716	1187120	1187210	90	199506	1135671	51539



प्रधानमंत्री आवास योजना ग्रामीण - पूर्ण घरकूले

Sr. No.	District	Sanction	15.10.2023	16.10.2023	Daily Achivement	Remaining	Completed & verified	Remaining verified
1	SOLAPUR	45719	37417	37442	25	8277	36010	1432
2	NANDED	68538	51603	51621	18	16917	49687	1934
3	BEED	34661	25394	25411	17	9250	23856	1555
4	NASHIK	89291	82787	82796	9	6495	79448	3348
5	AURANGABAD	36139	28906	28911	5	7228	27333	1578
6	THANE	9570	8920	8925	5	645	8545	380
7	HINGOLI	18083	13473	13477	4	4606	12991	486
8	JALGAON	78307	64134	64138	4	14169	62334	1804
9	BHANDARA	63552	57074	57075	1	6477	54351	2724
10	BULDHANA	44561	31081	31082	1	13479	29527	1555
11	GONDIA	95774	91894	91895	1	3879	91326	569
12	AHMEDNAGAR	60307	54724	54724	0	5583	53937	787
13	AKOLA	47686	41086	41086	0	6600	40327	759
14	AMRAVATI	92516	76516	76516	0	16000	74465	2051
15	CHANDRAPUR	42365	36650	36650	0	5715	35461	1189
16	DHULE	64632	57482	57482	0	7150	53811	3671
17	GADCHIROLI	31610	28754	28754	0	2856	26440	2314
18	JALNA	24021	18060	18060	0	5961	17032	1028
19	KOLHAPUR	17069	14830	14830	0	2239	14502	328
20	LATUR	20368	14817	14817	0	5551	14390	427
21	NAGPUR	36199	32510	32510	0	3689	31376	1134
22	NANDURBAR	118750	107546	107546	0	11204	96913	10633
23	OSMANABAD	13739	9728	9728	0	4011	8526	1202
24	PALGHAR	35184	33376	33376	0	1808	32206	1170
25	PARBHANI	18735	13379	13379	0	5356	12889	490
26	PUNE	19148	16054	16054	0	3094	14962	1092
27	RAIGAD	9811	9316	9316	0	495	9035	281
28	RATNAGIRI	9781	9394	9394	0	387	9187	207
29	SANGLI	20848	17577	17577	0	3271	16846	731
30	SATARA	14386	13494	13494	0	892	13071	423
31	SINDHUDURG	5083	4919	4919	0	164	4844	75
32	WARDHA	17687	15941	15941	0	1746	15454	487
33	WASHIM	19056	15087	15087	0	3969	14553	534
34	YAVATMAL	63540	53197	53197	0	10343	50036	3161
Total		1386716	1187120	1187210	90	199506	1135671	51539

राज्यपुरस्कृत आवास योजना ग्रामीण - मंजूरी

Sr. No.	Division	Target	15.10.2023	16.10.2023	Daily Achivement	Sanction %	Remaining	Sanction State Rank
1	AURANGABAD DIV.	273260	182688	182694	6	66.9%	90566	6
2	NAGPUR DIV.	164085	115688	115693	5	70.5%	48392	3
3	KONKAN DIV.	44680	35776	35776	0	80.1%	8904	1
4	PUNE DIV.	79408	66612	66612	0	83.9%	12796	2
5	NASHIK DIV.	207158	123730	123730	0	59.7%	83428	5
6	AMRAVATI DIV.	157836	106113	106113	0	67.2%	51723	4
Total		926427	630607	630618	11	68.1%	295809	

Sr. No.	District	Target	15.10.2023	16.10.2023	Daily Achivement	Sanction %	Remaining	Sanction State Rank
1	AURANGABAD	36954	25703	25709	6	69.6%	11245	25
2	GONDIA	18712	13873	13876	3	74.2%	4836	13
3	CHANDRAPUR	54555	36178	36180	2	66.3%	18375	31
4	AHMEDNAGAR	39938	34895	34895	0	87.4%	5043	14
5	AKOLA	34781	20269	20269	0	58.3%	14512	29
6	AMRAVATI	36242	22825	22825	0	63.0%	13417	27
7	BEED	33057	26172	26172	0	79.2%	6885	18
8	BHANDARA	22211	16833	16833	0	75.8%	5378	16
9	BULDHANA	28967	20960	20960	0	72.4%	8007	19
10	DHULE	31453	20308	20308	0	64.6%	11145	24
11	GADCHIROLI	20609	16325	16325	0	79.2%	4284	10
12	HINGOLI	38798	23409	23409	0	60.3%	15389	30
13	JALGAON	34417	25868	25868	0	75.2%	8549	20
14	JALNA	41057	20690	20690	0	50.4%	20367	32
15	KOLHAPUR	16830	14658	14658	0	87.1%	2172	7
16	LATUR	35747	26837	26837	0	75.1%	8910	21
17	NAGPUR	33291	19012	19012	0	57.1%	14279	28
18	NANDED	34410	22398	22398	0	65.1%	12012	26
19	NANDURBAR	51420	17136	17136	0	33.3%	34284	34
20	NASHIK	49930	25523	25523	0	51.1%	24407	33
21	OSMANABAD	24177	18576	18576	0	76.8%	5601	17
22	PALGHAR	16073	11748	11748	0	73.1%	4325	11
23	PARBHANI	29060	18903	18903	0	65.0%	10157	22
24	PUNE	17336	13323	13323	0	76.9%	4013	9
25	RAIGAD	10569	8996	8996	0	85.1%	1573	6
26	RATNAGIRI	7197	6690	6690	0	93.0%	507	3
27	SANGLI	10132	8604	8604	0	84.9%	1528	5
28	SATARA	11532	11532	11532	0	100.0%	0	1
29	SINDHUDURG	2267	2110	2110	0	93.1%	157	2
30	SOLAPUR	23578	18495	18495	0	78.4%	5083	15
31	THANE	8574	6232	6232	0	72.7%	2342	8
32	WARDHA	14707	13467	13467	0	91.6%	1240	4
33	WASHIM	15866	11211	11211	0	70.7%	4655	12
34	YAVATMAL	41980	30848	30848	0	73.5%	11132	23
Total		926427	630607	630618	11	68.1%	295809	

राज्यपुरस्कृत आवास योजना ग्रामीण - प्रलंबीत मंजूरी

Sr. No.	Division	रमाई आवास योजना	शबरी आवास योजना	आदीम आवास योजना	पारधी आवास योजना	य.च.मु.व योजना	पुण्यश्लोक अहिल्यादेवी होळकर धरकूल योजना	एकूण
1	KONKAN DIV.	1470	7384	25	3	22	0	8904
2	PUNE DIV.	9131	3426	4	55	20	160	12796
3	NAGPUR DIV.	27099	19738	83	2	1454	16	48392
4	AMRAVATI DIV.	31718	19012	136	9	803	45	51723
5	NASHIK DIV.	21439	61881	61	18	0	29	83428
6	AURANGABAD DIV.	60330	26344	238	26	2742	886	90566
	Total	151187	137785	547	113	5041	1136	295809

Sr. No.	District	रमाई आवास योजना	शबरी आवास योजना	आदीम आवास योजना	पारधी आवास योजना	य.च.मु.व योजना	पुण्यश्लोक अहिल्यादेवी होळकर धरकूल योजना	एकूण
1	SATARA	0	0	0	0	0	0	0
2	SINDHUDURG	127	14	16	0	0	0	157
3	RATNAGIRI	400	84	0	1	22	0	507
4	WARDHA	516	722	2	0	0	0	1240
5	SANGLI	1486	30	0	12	0	0	1528
6	RAIGAD	523	1048	0	2	0	0	1573
7	KOLHAPUR	1977	35	0	0	0	160	2172
8	THANE	321	2015	6	0	0	0	2342
9	PUNE	855	3120	4	14	20	0	4013
10	GADCHIROLI	1075	3183	26	0	0	0	4284
11	PALGHAR	99	4223	3	0	0	0	4325
12	WASHIM	3401	1216	0	0	0	38	4655
13	GONDIA	3245	1576	0	0	0	15	4836
14	AHMEDNAGAR	2655	2388	0	0	0	0	5043
15	SOLAPUR	4813	241	0	29	0	0	5083
16	BHANDARA	3870	1445	0	0	62	1	5378
17	OSMANABAD	3853	194	0	0	1554	0	5601
18	BEED	5581	1298	0	6	0	0	6885
19	BULDHANA	5765	2235	0	0	0	7	8007
20	JALGAON	3567	4951	0	2	0	29	8549
21	LATUR	7126	933	0	4	14	833	8910
22	PARBHANI	7664	2249	0	0	196	48	10157
23	YAVATMAL	5756	4599	136	1	640	0	11132
24	DHULE	3859	7286	0	0	0	0	11145
25	AURANGABAD	7149	4090	0	6	0	0	11245
26	NANDED	5155	6611	238	8	0	0	12012
27	AMRAVATI	5246	8001	0	7	163	0	13417
28	NAGPUR	12086	2189	0	0	4	0	14279
29	AKOLA	11550	2961	0	1	0	0	14512
30	HINGOLI	6842	8547	0	0	0	0	15389
31	CHANDRAPUR	6307	10623	55	2	1388	0	18375
32	JALNA	16960	2422	0	2	978	5	20367
33	NASHIK	10412	13928	61	6	0	0	24407
34	NANDURBAR	946	33328	0	10	0	0	34284
	Total	151187	137785	547	113	5041	1136	295809

राज्यपुरस्कृत आवास योजना ग्रामीण - पूर्ण घरकूले

Sr. No.	Division	Sanction	15.10.2023	16.10.2023	Daily Achivement	Completion %	Remaining	To be Completed in Per Day till 30.11.23
1	AURANGABAD DIV.	182694	121612	121735	123	66.6%	60959	1355
2	AMRAVATI DIV.	106113	75349	75363	14	71.0%	30750	683
3	NASHIK DIV.	123730	94711	94720	9	76.6%	29010	645
4	NAGPUR DIV.	115693	76121	76129	8	65.8%	39564	879
5	PUNE DIV.	66612	54521	54522	1	81.9%	12090	269
6	KONKAN DIV.	35776	26612	26612	0	74.4%	9164	204
Total		630618	448926	449081	155	71.2%	181537	4034

Sr. No.	District	Sanction	15.10.2023	16.10.2023	Daily Achivement	Completion %	Remaining	To be Completed in Per Day till 30.11.23
1	HINGOLI	23409	11617	11684	67	49.9%	11725	261
2	BEED	26172	17708	17743	35	67.8%	8429	187
3	LATUR	26837	20931	20941	10	78.0%	5896	131
4	AKOLA	20269	14809	14818	9	73.1%	5451	121
5	NASHIK	25523	19648	19657	9	77.0%	5866	130
6	NANDED	22398	14033	14041	8	62.7%	8357	186
7	BULDHANA	20960	15434	15438	4	73.7%	5522	123
8	NAGPUR	19012	9784	9788	4	51.5%	9224	205
9	AURANGABAD	25709	17823	17826	3	69.3%	7883	175
10	GADCHIROLI	16325	12031	12034	3	73.7%	4291	95
11	SOLAPUR	18495	15643	15644	1	84.6%	2851	63
12	WARDHA	13467	9696	9697	1	72.0%	3770	84
13	YAVATMAL	30848	20609	20610	1	66.8%	10238	228
14	AHMEDNAGAR	34895	30249	30249	0	86.7%	4646	103
15	AMRAVATI	22825	16060	16060	0	70.4%	6765	150
16	BHANDARA	16833	13027	13027	0	77.4%	3806	85
17	CHANDRAPUR	36180	20356	20356	0	56.3%	15824	352
18	DHULE	20308	14339	14339	0	70.6%	5969	133
19	GONDIA	13876	11227	11227	0	80.9%	2649	59
20	JALGAON	25868	19183	19183	0	74.2%	6685	149
21	JALNA	20690	13470	13470	0	65.1%	7220	160
22	KOLHAPUR	14658	11077	11077	0	75.6%	3581	80
23	NANDURBAR	17136	11292	11292	0	65.9%	5844	130
24	OSMANABAD	18576	11520	11520	0	62.0%	7056	157
25	PALGHAR	11748	8612	8612	0	73.3%	3136	70
26	PARBHANI	18903	14510	14510	0	76.8%	4393	98
27	PUNE	13323	10549	10549	0	79.2%	2774	62
28	RAIGAD	8996	5391	5391	0	59.9%	3605	80
29	RATNAGIRI	6690	6284	6284	0	93.9%	406	9
30	SANGLI	8604	7299	7299	0	84.8%	1305	29
31	SATARA	11532	9953	9953	0	86.3%	1579	35
32	SINDHUDURG	2110	2025	2025	0	96.0%	85	2
33	THANE	6232	4300	4300	0	69.0%	1932	43
34	WASHIM	11211	8437	8437	0	75.3%	2774	62
Total		630618	448926	449081	155	71.2%	181537	4034

राज्य योजना अपूर्ण घरकुले

Sr. No.	Division	रमाई आवास योजना	शबरी आवास योजना	आदीम आवास योजना	पारधी आवास योजना	व.च.मु.व योजना	पुण्यश्लोक अहिल्यादेवी होळकर घरकुल योजना	एकूण
1	KONKAN DIV.	978	7746	420	0	8	12	9164
2	PUNE DIV.	10484	1084	56	55	53	358	12090
3	NASHIK DIV.	11139	17441	25	120	122	163	29010
4	AMRAVATI DIV.	15364	11386	2116	185	1619	80	30750
5	NAGPUR DIV.	10926	22677	791	21	5128	21	39564
6	AURANGABAD DIV.	49331	9546	43	61	1678	300	60959
	Total	98222	69880	3451	442	8608	934	181537

Sr. No.	District	रमाई आवास योजना	शबरी आवास योजना	आदीम आवास योजना	पारधी आवास योजना	व.च.मु.व योजना	पुण्यश्लोक अहिल्यादेवी होळकर घरकुल योजना	एकूण
1	SINDHUDURG	84	1	0	0	0	0	85
2	RATNAGIRI	374	20	4	0	8	0	406
3	AHMEDNAGAR	2519	2091	0	16	20	0	4646
4	SATARA	1524	30	0	0	25	0	1579
5	SANGLI	1295	7	0	3	0	0	1305
6	SOLAPUR	2760	72	0	8	11	0	2851
7	GONDIA	1289	1360	0	0	0	0	2649
8	PUNE	1711	963	56	44	0	0	2774
9	LATUR	5725	118	0	0	53	0	5896
10	BHANDARA	1456	1129	0	0	1200	21	3806
11	NASHIK	2429	3386	25	26	0	0	5866
12	PARBHANI	2977	970	0	0	244	202	4393
13	KOLHAPUR	3194	12	0	0	17	358	3581
14	WASHIM	1857	914	0	2	0	1	2774
15	JALGAON	3140	3317	0	65	0	163	6685
16	GADCHIROLI	1309	2702	280	0	0	0	4291
17	BULDHANA	4445	981	0	17	0	79	5522
18	PALGHAR	65	2963	108	0	0	0	3136
19	AKOLA	3731	1694	0	26	0	0	5451
20	WARDHA	1481	2045	243	1	0	0	3770
21	DHULE	2120	3734	0	13	102	0	5969
22	AMRAVATI	3169	3454	0	28	114	0	6765
23	AURANGABAD	6537	1340	0	6	0	0	7883
24	THANE	237	1524	171	0	0	0	1932
25	BEED	7990	431	0	8	0	0	8429
26	YAVATMAL	2162	4343	2116	112	1505	0	10238
27	NANDURBAR	931	4913	0	0	0	0	5844
28	JALNA	5804	75	0	6	1237	98	7220
29	NANDED	7896	418	43	0	0	0	8357
30	OSMANABAD	6726	145	0	41	144	0	7056
31	RAIGAD	218	3238	137	0	0	12	3605
32	CHANDRAPUR	4600	7019	268	14	3923	0	15824
33	NAGPUR	791	8422	0	6	5	0	9224
34	HINGOLI	5676	6049	0	0	0	0	11725
	Total	98222	69880	3451	442	8608	934	181537

प्रधानमंत्री आवास योजना ग्रामीण - हप्ते वितरण

Sr. No.	Division	1st Installment (Daily Achivement)	1st Installment Remaining	2nd Installment (Daily Achivement)	2nd Installment Remaining	3rd Installment (Daily Achivement)	3rd Installment Remaining
1	NASHIK DIV.	0	5801	0	30797	0	17945
2	AMRAVATI DIV.	0	18201	0	25023	0	11046
3	AURANGABAD DIV.	0	10886	0	40640	0	20121
4	NAGPUR DIV.	0	3282	0	17164	0	7531
5	KONKAN DIV.	0	158	0	2545	0	1809
6	PUNE DIV.	0	2919	0	12128	0	5073
	Total	0	41247	0	128297	0	63525

Sr. No.	District	1st Installment (Daily Achivement)	1st Installment Remaining	2nd Installment (Daily Achivement)	2nd Installment Remaining	3rd Installment (Daily Achivement)	3rd Installment Remaining
1	AHMEDNAGAR	0	2374	0	2980	0	1800
2	AKOLA	0	1651	0	4234	0	1561
3	AMRAVATI	0	7253	0	7375	0	2343
4	AURANGABAD	0	1770	0	4322	0	1871
5	BEED	0	1240	0	6225	0	3646
6	BHANDARA	0	489	0	4779	0	1233
7	BULDHANA	0	6974	0	4388	0	2500
8	CHANDRAPUR	0	776	0	3562	0	1500
9	DHULE	0	183	0	5424	0	3120
10	GADCHIROLI	0	198	0	1995	0	1622
11	GONDIA	0	680	0	2948	0	1700
12	HINGOLI	0	1688	0	2435	0	1168
13	JALGAON	0	2147	0	10674	0	3320
14	JALNA	0	1525	0	2985	0	2262
15	KOLHAPUR	0	221	0	1756	0	728
16	LATUR	0	1896	0	3001	0	1484
17	NAGPUR	0	842	0	2649	0	927
18	NANDED	0	1118	0	15277	0	5256
19	NANDURBAR	0	712	0	6942	0	6878
20	NASHIK	0	385	0	4777	0	2827
21	OSMANABAD	0	1342	0	2427	0	2456
22	PALGHAR	0	45	0	1340	0	920
23	PARBHANI	0	307	0	3968	0	1978
24	PUNE	0	679	0	2065	0	814
25	RAIGAD	0	19	0	410	0	304
26	RATNAGIRI	0	55	0	241	0	220
27	SANGLI	0	145	0	2311	0	1020
28	SATARA	0	103	0	535	0	470
29	SINDHUDURG	0	4	0	132	0	98
30	SOLAPUR	0	1771	0	5461	0	2041
31	THANE	0	35	0	422	0	267
32	WARDHA	0	297	0	1231	0	549
33	WASHIM	0	989	0	2506	0	1499
34	YAVATMAL	0	1334	0	6520	0	3143
	Total	0	41247	0	128297	0	63525

राज्यपुरस्कृत आवास योजना ग्रामीण - हप्ते वितरण

Sr. No.	Division	1st Installment (Daily Achievement)	1st Installment Remaining	2nd Installment (Daily Achievement)	2nd Installment Remaining	3rd Installment (Daily Achievement)	3rd Installment Remaining
1	NAGPUR DIV.	164	9665	19	20956	26	4079
2	AMRAVATI DIV.	102	4488	61	16327	24	4965
3	NASHIK DIV.	23	5290	55	12400	39	5765
4	KONKAN DIV.	58	2684	17	3430	21	1253
5	AURANGABAD DIV.	20	12942	13	29774	9	12465
6	PUNE DIV.	1	3582	0	4790	0	1804
	Total	368	38651	165	87677	119	30331

Sr. No.	District	1st Installment (Daily Achievement)	1st Installment Remaining	2nd Installment (Daily Achievement)	2nd Installment Remaining	3rd Installment (Daily Achievement)	3rd Installment Remaining
1	NAGPUR	121	3893	13	4488	18	382
2	AMRAVATI	53	953	42	3914	8	921
3	DHULE	22	256	46	2772	34	1410
4	THANE	51	990	3	550	5	145
5	AKOLA	27	488	9	3627	8	1001
6	HINGOLI	20	2641	13	6635	9	1652
7	CHANDRAPUR	21	2476	3	10000	2	1592
8	WASHIM	10	505	8	1513	8	608
9	RAIGAD	7	1581	9	1122	6	456
10	WARDHA	16	1768	0	1435	1	252
11	PALGHAR	0	68	5	1594	10	564
12	GONDIA	6	416	3	1282	5	517
13	YAVATMAL	11	1753	2	5466	0	1455
14	NANDURBAR	0	2801	5	919	4	790
15	AHMEDNAGAR	1	277	3	2758	0	1210
16	NASHIK	0	1192	1	2516	1	909
17	BULDHANA	1	789	0	1807	0	980
18	SATARA	1	211	0	837	0	299
19	AURANGABAD	0	1685	0	3103	0	1527
20	BEED	0	1052	0	3613	0	2568
21	BHANDARA	0	468	0	2064	0	344
22	GADCHIROLI	0	644	0	1687	0	992
23	JALGAON	0	764	0	3435	0	1446
24	JALNA	0	1940	0	2246	0	1687
25	KOLHAPUR	0	2241	0	934	0	239
26	LATUR	0	908	0	2625	0	1441
27	NANDED	0	1963	0	5204	0	1474
28	OSMANABAD	0	2040	0	3647	0	1208
29	PARBHANI	0	713	0	2701	0	908
30	PUNE	0	373	0	1162	0	466
31	RATNAGIRI	0	43	0	111	0	75
32	SANGLI	0	221	0	576	0	255
33	SINDHUDURG	0	2	0	53	0	13
34	SOLAPUR	0	536	0	1281	0	545
	Total	368	38651	165	87677	119	30331

राज्य योजना: पहिला हप्ता प्रलंबीत

Sr. No.	Division	रमाई आवास योजना	शबरी आवास योजना	आदीम आवास योजना	पारधी आवास योजना	य.च.मु.व योजना	पुण्यश्लोक अहिल्यादेवी होळकर घरकुल योजना	एकूण
1	KONKAN DIV.	105	2552	27	0	0	0	2684
2	PUNE DIV.	3242	226	7	15	16	76	3582
3	NASHIK DIV.	517	4690	0	6	37	40	5290
4	AMRAVATI DIV.	1111	2017	171	18	1169	2	4488
5	NAGPUR DIV.	1385	6611	206	2	1460	1	9665
6	AURANGABAD DIV.	9056	2280	13	21	1365	207	12942
	Total	15416	18376	424	62	4047	326	38651

Sr. No.	District	रमाई आवास योजना	शबरी आवास योजना	आदीम आवास योजना	पारधी आवास योजना	य.च.मु.व योजना	पुण्यश्लोक अहिल्यादेवी होळकर घरकुल योजना	एकूण
1	SINDHUDURG	2	0	0	0	0	0	2
2	RATNAGIRI	42	1	0	0	0	0	43
3	PALGHAR	2	63	3	0	0	0	68
4	SATARA	201	5	0	0	5	0	211
5	SANGLI	217	4	0	0	0	0	221
6	DHULE	46	193	0	0	17	0	256
7	AHMEDNAGAR	121	134	0	2	20	0	277
8	PUNE	143	209	7	14	0	0	373
9	GONDIA	198	218	0	0	0	0	416
10	BHANDARA	244	92	0	0	131	1	468
11	AKOLA	277	210	0	1	0	0	488
12	WASHIM	280	225	0	0	0	0	505
13	SOLAPUR	519	7	0	1	9	0	536
14	GADCHIROLI	150	473	21	0	0	0	644
15	PARBHANI	191	195	0	0	125	202	713
16	JALGAON	259	461	0	4	0	40	764
17	BULDHANA	257	530	0	0	0	2	789
18	LATUR	839	16	0	0	53	0	908
19	AMRAVATI	292	640	0	3	18	0	953
20	THANE	26	948	16	0	0	0	990
21	BEED	921	125	0	6	0	0	1052
22	NASHIK	76	1116	0	0	0	0	1192
23	RAIGAD	33	1540	8	0	0	0	1581
24	AURANGABAD	1223	459	0	3	0	0	1685
25	YAVATMAL	5	412	171	14	1151	0	1753
26	WARDHA	433	1196	139	0	0	0	1768
27	JALNA	772	9	0	1	1153	5	1940
28	NANDED	1848	102	13	0	0	0	1963
29	OSMANABAD	1963	32	0	11	34	0	2040
30	KOLHAPUR	2162	1	0	0	2	76	2241
31	CHANDRAPUR	284	816	46	1	1329	0	2476
32	HINGOLI	1299	1342	0	0	0	0	2641
33	NANDURBAR	15	2786	0	0	0	0	2801
34	NAGPUR	76	3816	0	1	0	0	3893
	Total	15416	18376	424	62	4047	326	38651

प्रधानमंत्री आवास योजना ग्रामीण - Delayed Houses

■ पहिला हप्ता मिळाल्यानंतर १२ महिने उलटूनही अपूर्ण घरकुले
 ■ पहिला हप्ता मिळाल्यानंतर १८ महिने उलटूनही अपूर्ण घरकुले
 ■ पहिला हप्ता मिळाल्यानंतर २० दिवसानंतरही दुसरा हप्ता न मिळालेले घरकुले
 ■ दुसरा हप्ता मिळाल्यानंतर २० दिवसानंतरही तिसरा हप्ता न मिळालेले घरकुले
 ■ तिसरा हप्ता मिळाल्यानंतर २० दिवसानंतरही अपूर्ण घरांची संख्या

जिल्हा	पहिला हप्ता मिळाल्यानंतर १२ महिने उलटूनही अपूर्ण घरकुले	पहिला हप्ता मिळाल्यानंतर १८ महिने उलटूनही अपूर्ण घरकुले	पहिला हप्ता मिळाल्यानंतर २० दिवसानंतरही दुसरा हप्ता न मिळालेले घरकुले	दुसरा हप्ता मिळाल्यानंतर २० दिवसानंतरही तिसरा हप्ता न मिळालेले घरकुले	तिसरा हप्ता मिळाल्यानंतर २० दिवसानंतरही अपूर्ण घरांची संख्या
AHMEDNAGAR	2001	1178	2926	1560	11
AKOLA	2564	2016	3635	1112	26
AMRAVATI	5502	3614	7018	1813	187
AURANGABAD	3026	1382	4060	1369	115
BEED	4153	1239	5960	2313	93
BHANDARA	4063	2332	4127	893	279
BULDHANA	2715	1198	4160	1937	270
CHANDRAPUR	2608	1417	3444	1304	424
DHULE	5017	2459	5407	2449	181
GADCHIROLI	1853	1233	1974	1480	134
GONDIA	1432	1123	2886	1475	115
HINGOLI	1593	496	2345	871	41
JALGAON	8764	5435	10601	2519	108
JALNA	2146	720	2854	1732	132
KOLHAPUR	1535	853	1664	577	21
LATUR	1613	517	2964	1151	51
NAGPUR	2056	1718	2539	830	49
NANDED	10257	6741	14717	3976	33
NANDURBAR	5985	3081	6892	6035	594
NASHIK	4164	2891	4675	2425	219
OSMANABAD	1109	505	1835	2223	4
PALGHAR	835	263	1352	851	121
PARBHANI	1568	530	3839	1434	29
PUNE	1615	1081	2003	709	63
RAIGAD	395	312	408	286	16
RATNAGIRI	198	22	235	205	26
SANGLI	2148	1537	2276	697	67
SATARA	327	167	523	355	39
SINHDURG	92	33	130	98	8
SOLAPUR	3941	3005	4931	1394	71
THANE	359	105	432	239	52
WARDHA	738	545	1084	501	47
WASHIM	1237	609	2254	1166	20
YAVATMAL	4940	2550	6224	2658	407